



HT54-18X(ND)-F

415W/420W/425W

430W/435W



PRODUCT WARRANTY



LINEAR POWER WARRANTY



Half cut cell technology can reduce the internal power loss and Improve module overall power. Excellent heat dissipation avoids hot spot production.

The optimized number and width of main gate lines , Maximize the light receiving area of modules and Reduce module power consumption

Designed for high voltage systems of up to 1500 VDC , increasing the string length of solar systems and saving on BoS costs.

Microcrack resistant Double glass structure enhance reliability , double EL tested of high quality control.

Entire module certified to with stand extreme wind (2400 Pa) and snow loads (5400 Pa).

All the modules are sorted and packaged by amperage, reducing mismatch losses and maximizing system output.

0~+3% Positive tolerance 0~+3% guaranteed

Anti **PID** PID resistant

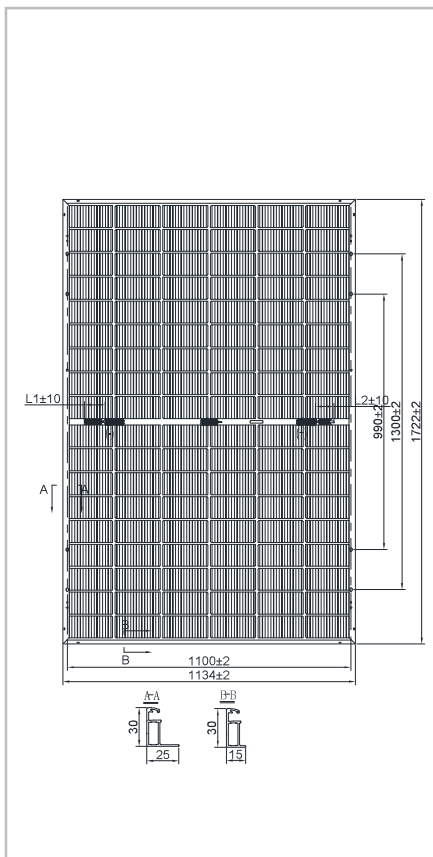


Reliable State - Owned Enterprise Deliver Solar Power Since 1960s

Comprehensive and first-rate certification system
IEC 61215:2016, IEC 61730:2016 Latest Standard
ISO 9001 ISO 14001 and ISO 45001,
meeting the highest international standards
Strict quality control

Factory:
Lianyungang Shenzhou New Energy CO., Ltd.
www.HT-LYG.COM

* Copyright@2023V2 Specifications are subject to change without further notification



Electrical Characteristics (STC)

Module Type	HT54-18X(ND)-F				
Maximum Power(Pmax)	415W	420W	425W	430W	435W
Open Circuit Voltage(Voc)	38.0V	38.1V	38.2V	38.3V	38.4V
Short Circuit Current(Isc)	13.99A	14.07A	14.15A	14.23A	14.31A
Maximum Power Voltage(Vmp)	31.3V	31.5V	31.7V	31.9V	32.0V
Maximum Power Current(Imp)	13.26A	13.34A	13.42A	13.50A	13.60A
Module Efficiency	21.3%	21.5%	21.8%	22.0%	22.3%
Power Tolerance	0 ~ +3%				
Maximum System Voltage	1500V DC(IEC)				
Maximum Series Fuse Rating	25A				
Operating Temperature	-40°C to +85°C				

* STC: AM 1.5, Irradiance 1000W/m², module temperature 25°C

Electrical Characteristics (NMOT)

Module Type	HT54-18X(ND)-F				
Maximum Power(Pmax)	316W	319W	323W	327W	331W
Open Circuit Voltage(Voc)	36.5V	36.6V	36.7V	36.8V	36.9V
Short Circuit Current(Isc)	11.27A	11.34A	11.40A	11.47A	11.53A
Maximum Power Voltage(Vmp)	30.0V	30.2V	30.4V	30.6V	30.7V
Maximum Power Current(Imp)	10.53A	10.56A	10.63A	10.69A	10.78A

* NMOT: Irradiance 800W/m², ambient temperature 20°C, wind speed 1m/s

Bifacial output-rearside power gain

5%	Maximum Power(Pmax)	436W	441W	446W	452W	457W
	Module Efficiency	22.3%	22.6%	22.9%	23.1%	23.4%
15%	Maximum Power(Pmax)	477W	483W	489W	495W	500W
	Module Efficiency	24.4%	24.7%	25.0%	25.3%	25.6%
25%	Maximum Power(Pmax)	519W	525W	531W	538W	544W
	Module Efficiency	26.6%	26.9%	27.2%	27.5%	27.8%

Nominal Module Operating Temperature(NMOT) 43±2°C

Temperature Coefficient of Pmax γ (Pm) -0.31%/°C

Temperature Coefficient of Voc β (Voc) -0.25%/°C

Temperature Coefficient of Isc α (Isc) 0.046%/°C

Solar Cells Monocrystalline 182× 91mm

No. of Cells 108 (6×18)

Dimensions 1722×1134×30mm

Weight 24.0 (±0.5) kg

Glass (Front /Back) High transmission coated tempered glass/Heat strengthened glass

Frame Anodized aluminum alloy

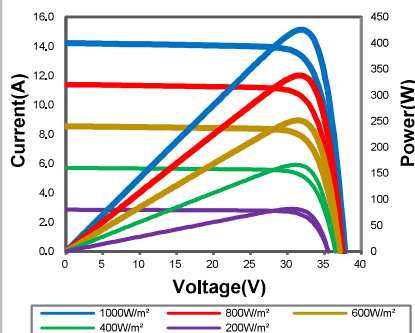
Junction Box IP68

Cable 4mm² (IEC) Length: (+) 200mm, (-) 300mm or customized

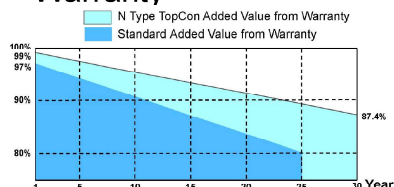
Connectors MC4 / MC4 Compatible

Packaging Configuration 36 pcs/box: 936 pcs/ 40' HQ Container

IV Curves



Warranty



30-year warranty on power output*

* Specific information is referred to the product quality guarantee

*The module recycling should be carried out by the professional institutions at the end of module life cycle

*Copyright@2023V2 Specifications are subject to change without further notification